

40,000km
navigable waterways
over **200**
inland ports
connect major cities & towns across the EU



No traffic jams

- 60-80% less fuel
- 60-80% less carbon
- 50-75% less noise

The **SOLUTION** is as
CLEAR as **WATER**

Bottleneck-free waterways

To reach key economic regions with seamless and reliable inland shipping

Swift hinterland connections

To turn inland ports into multi-modal hubs and poles of regional development

Digital services for collaborative logistics

Which guarantee standardisation of information flows and secure data sharing

Innovative fleet concepts

To foster more sustainability and better logistics

Entrepreneurial driven education & lifelong learning

More qualified people in a dynamic sector for exciting jobs on board and shore

We get Europe's cargo flowing with ambitious policy and continuity in funding.

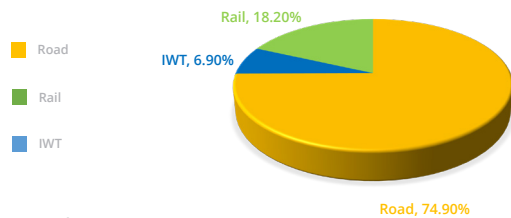
Let's prepare an ambitious follow-up to Naiades and increase CEF
as a vital ingredient to complete the TEN-T network!

Inland waterways and ports in action!



INLAND WATERWAYS TRANSPORT by NUMBERS

Market share of transport modes in EU

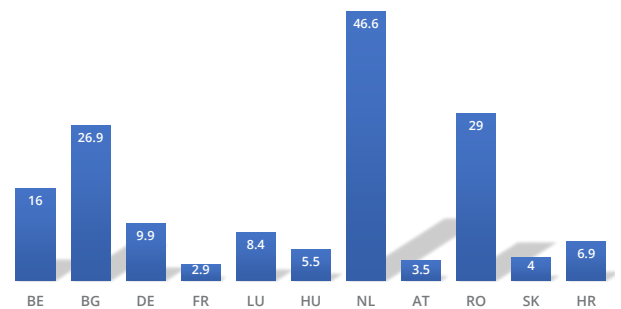


Network
 - Road : 4,800,000 km
 - Rail : 215,000 km
 - IWT : 40,000 km

Source : Eurostat, 2014

Modal share of inland navigation by country

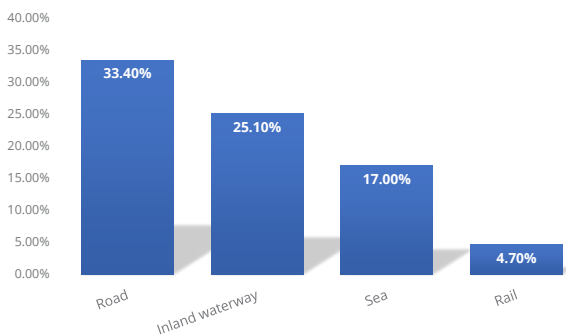
% in tonne-kms



Source : Eurostat, 2014

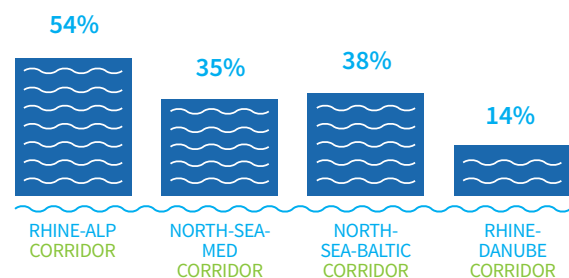
Inland waterways transport, with its 40,000 km navigable waterways, has a commendable 6.9% share of freight volume in the EU, but this share is considerably higher in countries with good waterway infrastructure.

Growth rate of transport modes 1995-2013



Source : Eurostat, 2014

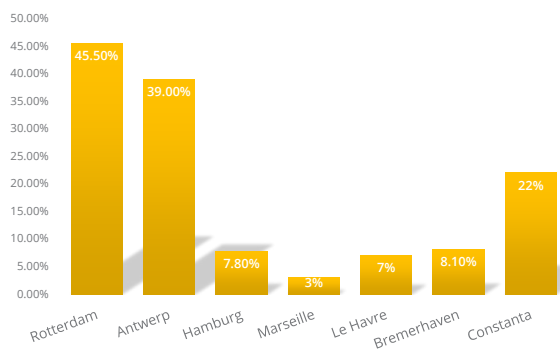
Share waterways transport in cross-border freight flows



Source : EC corridor studies

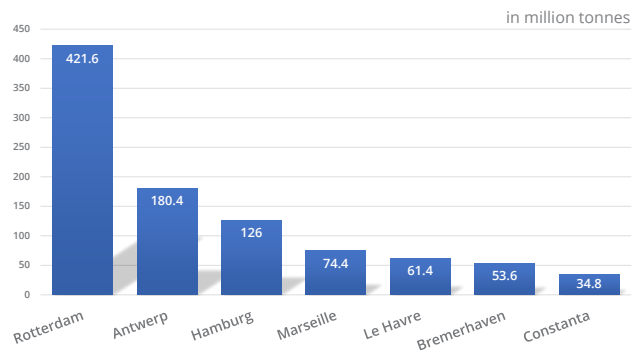
Waterway transport offers a powerful sustainable answer to expensive road congestion – by investing in inland waterway infrastructure, a future traffic jam stretching 1.5 million times around the globe can be avoided. The carbon footprint is excellent and 85% air pollution reduction in the near future will save society €23 billion.

Inland waterways transport share in seaports



Source : CCNR & Ports

Freight traffic in seaports



Source : Eurostat, 2014

Some of Europe's largest seaports use inland waterways transport because of increasing congestion & lack of rail capacity (70% of EU trade goes via Europe's seaports). The availability of waterways allows Rotterdam for instance to avoid 100,000 truck movements a day.